


DO NOT SCALE
IF IN DOUBT ASK

Window Detail
(Type 1)



Size = 925mm x 1125mm
White UPVC Frame
Double Glazed
4000mm² Trickle Vent
Restrictor Stays
Lockable Handles
Toughened Glass To
Both Panes

Basin Sizes	450mm Wide
Basin Rim Height	600mm (Nursery)
Toilet Rim Height	305mm (Nursery/Infant)
Disabled Sanitaryware Heights/Sizes	To Part M Of The Building Regulations
Kitchen Sink/Worktop Height (to top)	See Drawing
Tap Types	Lever
Basin Water Temperature	43°
Sink Water Temperature	60°

Internal Partitioning To Give A Weighted Sound Reduction Of 38dB (Estimated).
Partitioning Constructed From Timber Studding Lined With 12.5mm Plasterboard.

Internal Door Finish	Light Oak
Internal Door Furniture Finish	Ebony
Door Furniture Height (Handles, Dig Locks Etc.)	Not To Be Fitted Over 1200mm Above FFL

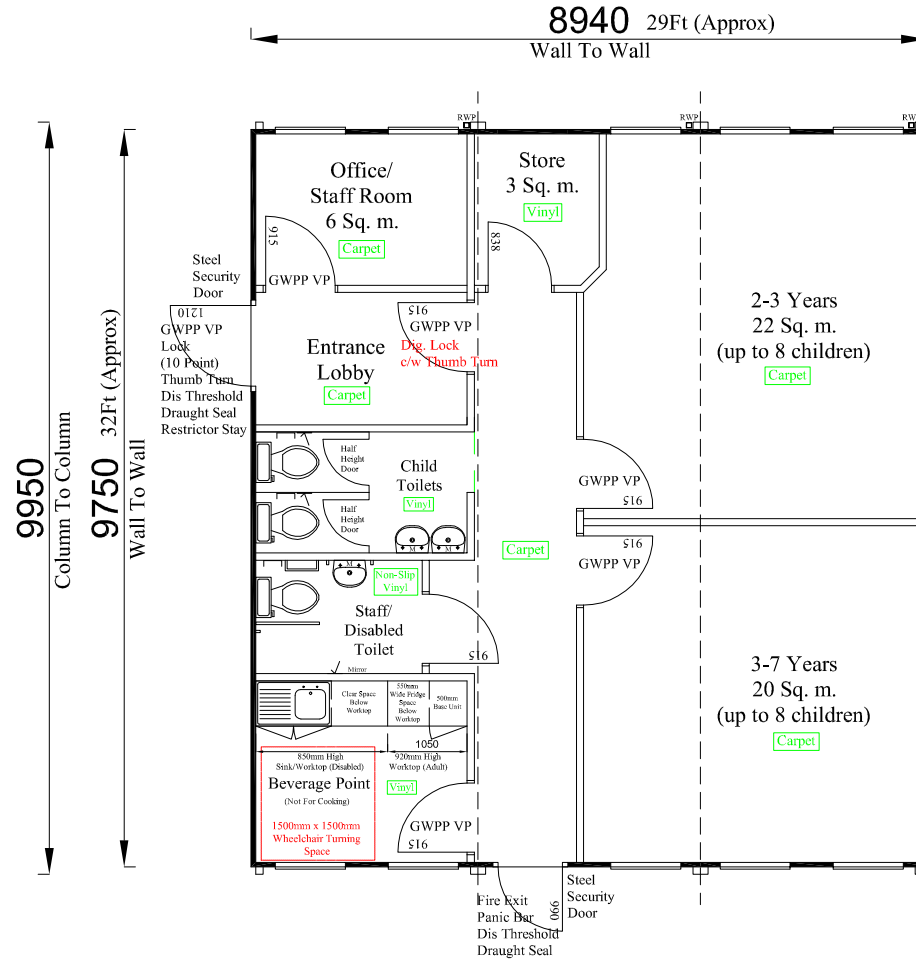
Fire Resistance Of External Walls (In To Out)	One Hour
Internal Lining Of Perimeter Walls	15mm Megadeco

Roof Type	Steel
Module Column Heights	3230mm
Fascia Type	Standard (500mm Deep)

Ceiling Type	Fixed
Ceiling Height	2500mm
FFL From Top Of Foundations	325mm

Uniformly Distributed Floor Load	3kN/m ²
----------------------------------	--------------------

Additional Notes	Door hinge finger guards to all doors.
------------------	--



16 Place 32Ft Nursery

Suitable for up to:

8Nr. children aged 2-3
8Nr. children aged 3-7

Based On National Day Care Standards:
2-3 Years - 2.5 Sqm Per Child
3-7 Years - 2.3 Sqm Per Child

Preliminary Drawing - Not For Manufacture

Original Size A4

CLIENT

Sq. m. Area = 86
Sq. Ft. Area = 925

SCALE 1:100

TITLE

**3 Bays of Portakabin Duplex Modular Building
32Ft x 10Ft Bays - 16 Place Budget Range Nursery**


REV	DATE	REVISIONS	BY

DRAWN BY R. COUSINS

DATE 23/03/2009

DRAWING NUMBER Standard Layouts/Nursery/16 Place 32Ft REV

©copyright



Catfoss Lane, Brandesburton,
Driffield, East Yorkshire, YO25 8EJ
Telephone : 01964 544344 Fax : 01964 542141
E-mail : sales@foremansbuildings.co.uk
Web : http://www.foremansbuildings.co.uk